

Total Firm Fixed Income AUM/AUA**: \$11.6B
 Total Firm AUM/AUA***: \$24.5B

Total Strategy AUM/AUA*: \$584.9M
 Inception of the Strategy: 1/1/03

INVESTMENT PHILOSOPHY

We seek to take advantage of inefficiencies in the fixed income market by identifying overlooked issues that offer a measurable return advantage and meet our quality standards. Our focus is on fundamental analysis and disciplined risk controls rather than market timing, and our consistent process seeks to perform well in all periods with an emphasis on downside protection. The strategy seeks income exempt from federal income taxes and is managed to provide a high income stream.

KEY FEATURES

- Invests in a diversified portfolio of investment grade, tax-exempt municipal bonds with an average life of typically less than 7 years.
- Seeks to invest in taxable bonds when risk/return profile is advantageous on a tax-adjusted basis.
- Designed to take meaningful positions in smaller credits that are less efficiently traded.
- Seeks to capitalize on large valuation swings in the tax-exempt market.
- Seeks to take advantage of short-term trading opportunities when available.

PORTFOLIO CHARACTERISTICS

	SBH Gross	Bloomberg MM Short/Int.	% of Index
Yield To Worst ¹	2.28%	2.19%	104%
Taxable Equivalent YTW (35% Bracket)	3.51%	3.37%	104%
Quality	AA-	AA	–
Coupon	3.99%	4.61%	87%
Avg. Effective Maturity	4.42	4.98	89%
Avg. Duration (yrs)	4.27	3.42	125%
Number of Holdings	86	28,581	–

Source: CMS BondEdge, Bloomberg ¹Yield to worst is a measure of the lowest possible yield that can be received on a bond that fully operates within the terms of its contract without defaulting.

RISK/RETURN STATISTICS (3 YRS)

	SBH Gross	Bloomberg MM Short/Int.
Sharpe Ratio	0.30	0.08
Std. Deviation	3.09	3.41
Tracking Error	0.58%	–
Upside Capture	102.06	100.00
Downside Capture	85.59	100.00

Source: eVestment

*Assets under management/Assets under advisement (AUM/AUA) data as of 3/31/22. Model UMA assets of \$0 are included in the AUA portion of the AUM/AUA total.

**Model UMA assets of \$0 are included in the total firm fixed income assets (AUM/AUA) as of 3/31/22.

***Model UMA assets of \$548.1M are included in the total firm assets (AUM/AUA) as of 3/31/22.

ANNUALIZED PERFORMANCE (%)



CALENDAR YEAR RETURNS (%)

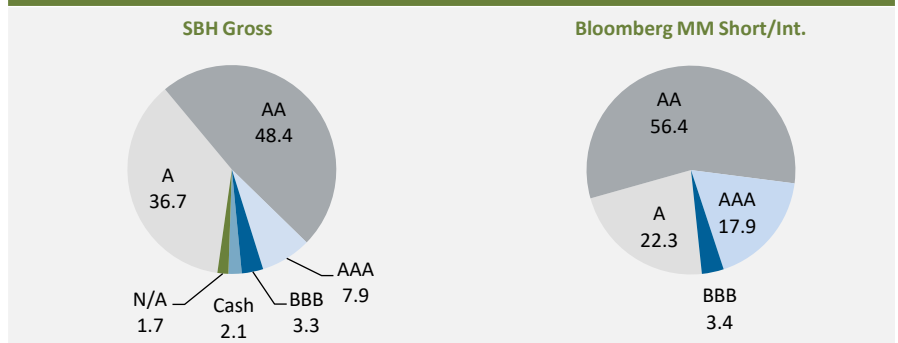
	SBH Gross	SBH Net	Bloomberg MM Short/Int.
2021	1.16	0.91	-0.17
2020	4.67	4.41	4.79
2019	5.71	5.45	5.78
2018	1.63	1.38	1.43
2017	2.96	2.73	3.46
2016	0.05	-0.20	-0.53
2015	2.39	2.15	2.79
2014	4.26	4.01	4.22
2013	-0.58	-0.84	-0.60
2012	3.40	3.15	3.04

Preliminary performance. Periods greater than one year are annualized. Past performance cannot guarantee future results.

MRQ=Most Recent Quarter; SI=Since Inception.

Source: CMS BondEdge, Bloomberg


QUALITY COMPARISON (%)



The ratings allocation reflects the Standard & Poor's equivalent ratings category for the higher credit quality rating assigned by either Standard & Poor's or Moody's. Credit quality does not remove market risk. NR=Not Rated. Totals may not sum to 100% due to rounding.

Short/Intermediate Municipal Fixed Income

PORTFOLIO MANAGEMENT

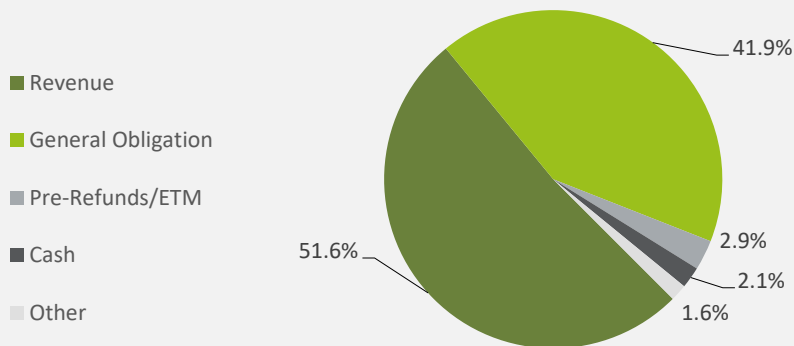


Nicholas J. Foley
Senior Portfolio Manager
B.A., Gonzaga University



Gregory C. Hosbein, CFA
Senior Portfolio Manager
MBA, DePaul University
B.S., Boston College

SECTOR DISTRIBUTION



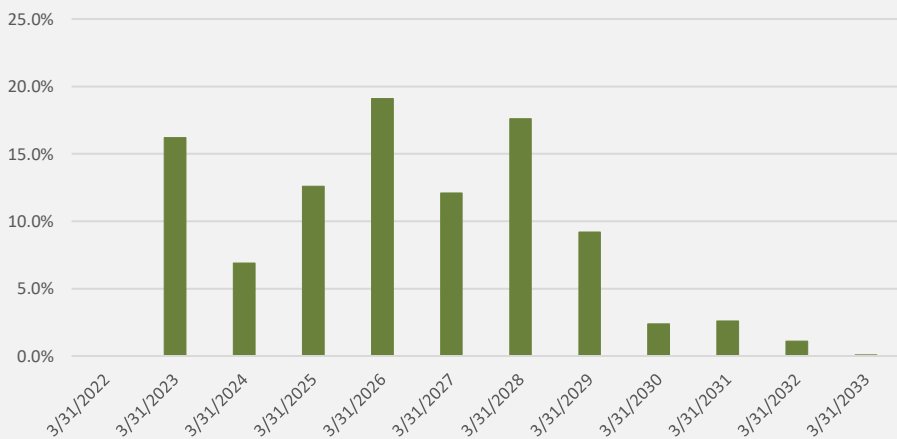
Source: CMS BondEdge
Totals may not sum to 100% due to rounding.

MATURITY DISTRIBUTION

Maturity	% Portfolio
0-3 yrs	10.4
3-5 yrs	9.3
5-7 yrs	17.7
7-10 yrs	26.9
10-15 yrs	20.6
15+ yrs	15.1

Totals may not sum to 100% due to rounding.

CASH FLOW DISTRIBUTION



Source: CMS BondEdge

"Bloomberg®" and Bloomberg U.S. Money Market Short/Intermediate Bond Index are service marks of Bloomberg Finance L.P. and its affiliates, including Bloomberg Index Services Limited ("BISL"), the administrator of the index (collectively, "Bloomberg") and have been licensed for use for certain purposes by SBH. Bloomberg is not affiliated with SBH, and Bloomberg does not approve, endorse, review, or recommend SBH Short/Intermediate Fixed Income. Bloomberg does not guarantee the timeliness, accurateness, or completeness of any data or information relating to SBH Short/Intermediate Fixed Income.

CFA® and Chartered Financial Analyst® are registered trademarks owned by CFA Institute.

Segall Bryant and Hamill claims compliance with the Global Investment Performance Standards (GIPS®). GIPS® is a registered trademark of the CFA Institute. The CFA Institute does not endorse or promote this organization, nor does it warrant the accuracy or quality of the content herein. All investment involves risk.